

MONTHLY TREASURER'S REPORT
 BY BRANDY VICK, COUNTY TREASURER,
 DECEMBER 2023


| | Beginning Balance | Revenues | Disbursements | Transfer In | Transfer Out | Ending Balance | Investments Redeemed | Investments Purchased | Demand Balance | Investment Balance | Total Deposits |
|-------------------|------------------------|-----------------------|-----------------------|-----------------------|-----------------------|------------------------|----------------------|-----------------------|---------------------|------------------------|------------------------|
| Texpool Insurance | \$1,540,886.76 | \$7,850.87 | \$0.00 | \$200,000.00 | \$0.00 | \$1,748,737.63 | \$0.00 | \$0.00 | \$0.00 | \$1,748,737.63 | \$1,748,737.63 |
| TexPool Available | \$411,193.56 | \$1,897.88 | \$0.00 | \$4,978.09 | \$0.00 | \$418,069.53 | \$0.00 | \$0.00 | \$0.00 | \$418,069.53 | \$418,069.53 |
| TexPool Operating | \$18,287,400.94 | \$90,859.49 | \$0.00 | \$4,400,000.00 | \$0.00 | \$22,778,260.43 | \$0.00 | \$0.00 | \$0.00 | \$22,778,260.43 | \$22,778,260.43 |
| TexPool Permanent | \$1,132,341.80 | \$5,141.17 | \$0.00 | \$0.00 | \$4,978.09 | \$1,132,504.88 | \$0.00 | \$0.00 | \$0.00 | \$1,132,504.88 | \$1,132,504.88 |
| FNB Operating | \$3,173,551.69 | \$5,483,131.29 | \$875,570.98 | \$0.00 | \$5,795,679.04 | \$1,985,432.96 | \$0.00 | \$0.00 | \$1,985,432.96 | \$0.00 | \$1,985,432.96 |
| FNB Payroll | \$6,818.20 | \$8.79 | \$579,048.60 | \$579,048.60 | \$0.00 | \$6,826.99 | \$0.00 | \$0.00 | \$6,826.99 | \$0.00 | \$6,826.99 |
| FNB Insurance | \$445,329.70 | \$126,253.25 | \$174,525.24 | \$816,630.44 | \$200,000.00 | \$1,013,688.15 | \$0.00 | \$0.00 | \$1,013,688.15 | \$0.00 | \$1,013,688.15 |
| FNB Available | \$42,207.65 | \$3.35 | \$0.00 | \$1.03 | \$0.00 | \$42,212.03 | \$0.00 | \$0.00 | \$42,212.03 | \$0.00 | \$42,212.03 |
| FNB Permanent | \$6,142.29 | \$0.47 | \$0.00 | \$0.00 | \$1.03 | \$6,141.73 | \$0.00 | \$0.00 | \$6,141.73 | \$0.00 | \$6,141.73 |
| FNB IRC/125 | \$23,761.05 | \$1.89 | \$0.00 | \$0.00 | \$0.00 | \$23,762.94 | \$0.00 | \$0.00 | \$23,762.94 | \$0.00 | \$23,762.94 |
| FNB Holding | \$567,450.78 | \$45.09 | \$0.00 | \$0.00 | \$0.00 | \$567,495.87 | \$0.00 | \$0.00 | \$567,495.87 | \$0.00 | \$567,495.87 |
| FNB Water Grants | \$950.00 | \$0.00 | \$0.00 | \$0.00 | \$0.00 | \$950.00 | \$0.00 | \$0.00 | \$950.00 | \$0.00 | \$950.00 |
| FNB Unclaimed | \$15,162.26 | \$1.16 | \$0.00 | \$0.00 | \$0.00 | \$15,163.42 | \$0.00 | \$0.00 | \$15,163.42 | \$0.00 | \$15,163.42 |
| Totals | \$25,653,196.68 | \$5,715,194.70 | \$1,629,144.82 | \$6,000,658.16 | \$6,000,658.16 | \$29,739,246.56 | \$0.00 | \$0.00 | 3,661,674.09 | \$26,077,572.47 | \$29,739,246.56 |


TOTAL INDEBTEDNESS

Investment Register on back


Submitted under the provision of the Local Government Code Section 114.026



 County Judge, Todd Tefteller


 Commissioner, Pct#1 Gene Dolle


 Commissioner, Pct#2 Dustin Nicholson


 Brandy Vick, County Treasurer


 Commissioner Pct#3 Michael Ashley


 Commissioner, Pct#4 Jay W. Miller

UPSHUR COUNTY INVESTMENT ACTIVITY

DECEMBER 2023

| <u>ACCOUNT</u> | <u>AMOUNT</u> | <u>TRANSFERRED OUT</u> | <u>TRANSFERRED IN</u> | <u>EARNED INTEREST</u> |
|----------------------|------------------------|------------------------|-----------------------|------------------------|
| TexPool Operating | \$22,778,260.43 | | | \$90,859.49 |
| TexPool Insurance | \$1,748,737.63 | | | \$1,897.88 |
| TexPool Perm School | \$1,132,504.88 | \$4,978.09 | | \$5,141.17 |
| TexPool Avail School | \$418,069.53 | | \$4,978.09 | \$1,897.88 |
| FNB Avail | \$42,212.03 | | | \$3.35 |
| FNB Perm | \$6,141.73 | | | \$0.47 |
| FNB Holding | \$567,495.87 | | | \$45.09 |
| FNB Insurance | \$1,013,688.15 | | | \$30.89 |
| FNB Operating | \$1,985,432.96 | | | \$274.51 |
| TOTALS | \$29,692,543.21 | \$4,978.09 | \$4,978.09 | \$100,150.73 |
| | | | | |
| | | | | |
| | | | | |
| | | | | |

UPSHUR COUNTY INVESTMENT ACTIVITY

DECEMBER 2023

| <u>ACCOUNT</u> | <u>AMOUNT</u> | <u>TRANSFERRED OUT</u> | <u>TRANSFERRED IN</u> | <u>EARNED INTEREST</u> |
|----------------------|------------------------|------------------------|-----------------------|------------------------|
| TexPool Operating | \$22,778,260.43 | | | \$90,859.49 |
| TexPool Insurance | \$1,748,737.63 | | | \$1,897.88 |
| TexPool Perm School | \$1,132,504.88 | \$4,978.09 | | \$5,141.17 |
| TexPool Avail School | \$418,069.53 | | \$4,978.09 | \$1,897.88 |
| FNB Avail | \$42,212.03 | | | \$3.35 |
| FNB Perm | \$6,141.73 | | | \$0.47 |
| FNB Holding | \$567,495.87 | | | \$45.09 |
| FNB Insurance | \$1,013,688.15 | | | \$30.89 |
| FNB Operating | \$1,985,432.96 | | | \$274.51 |
| TOTALS | \$29,692,543.21 | \$4,978.09 | \$4,978.09 | \$100,150.73 |
| | | | | |
| | | | | |
| | | | | |
| | | | | |

QUARTERLY TREASURER'S REPORT
 BY BRANDY VICK, COUNTY TREASURER
 OCTOBER; NOVEMBER; DECEMBER
 2023

| | Beginning Balance | Revenues | Disbursements | Transfer In | Transfer Out | Ending Balance | Demand | Investments | Total |
|-------------------|------------------------|-----------------------|-----------------------|-----------------------|-----------------------|------------------------|-----------------------|------------------------|------------------------|
| Texpool Insurance | \$1,527,161.94 | \$21,575.69 | \$0.00 | \$200,000.00 | \$0.00 | \$1,748,737.63 | \$0.00 | \$1,748,737.63 | \$1,748,737.63 |
| Texpool Permanent | \$1,132,294.90 | \$15,250.99 | \$0.00 | \$0.00 | \$15,041.01 | \$1,132,504.88 | \$0.00 | \$1,132,504.88 | \$1,132,504.88 |
| Texpool Operating | \$20,117,068.15 | \$261,192.28 | \$0.00 | \$4,400,000.00 | \$2,000,000.00 | \$22,778,260.43 | \$0.00 | \$22,778,260.43 | \$22,778,260.43 |
| Texpool Available | \$434,305.10 | \$5,752.73 | \$0.00 | \$15,041.01 | \$37,029.31 | \$418,069.53 | \$0.00 | \$418,069.53 | \$418,069.53 |
| FNB Operating | \$1,580,518.05 | \$8,652,759.87 | \$3,016,118.02 | \$2,029,682.25 | \$7,261,409.19 | \$1,985,432.96 | \$1,985,432.96 | \$0.00 | \$1,985,432.96 |
| FNB Payroll | \$6,802.54 | \$24.45 | \$1,736,843.93 | \$1,736,843.93 | \$0.00 | \$6,826.99 | \$6,826.99 | \$0.00 | \$6,826.99 |
| FNB Insurance | \$41,761.63 | \$327,650.16 | \$288,841.71 | \$1,133,118.07 | \$200,000.00 | \$1,013,688.15 | \$1,013,688.15 | \$0.00 | \$1,013,688.15 |
| FNB Available | \$4,582.36 | \$8.12 | (\$590.69) | \$37,030.86 | \$0.00 | \$42,212.03 | \$42,212.03 | \$0.00 | \$42,212.03 |
| FNB Permanent | \$6,141.75 | \$1.53 | \$0.00 | \$0.00 | \$1.55 | \$6,141.73 | \$6,141.73 | \$0.00 | \$6,141.73 |
| FNB IRC/125 | \$23,756.83 | \$6.11 | \$0.00 | \$0.00 | \$0.00 | \$23,762.94 | \$23,762.94 | \$0.00 | \$23,762.94 |
| FNB Holding | \$567,354.40 | \$141.47 | \$0.00 | \$0.00 | \$0.00 | \$567,495.87 | \$567,495.87 | \$0.00 | \$567,495.87 |
| FNB Water Grants | \$950.00 | \$29,682.25 | \$0.00 | \$0.00 | \$29,682.25 | \$950.00 | \$0.00 | \$0.00 | \$0.00 |
| FNB Unclaimed | \$15,159.64 | \$3.78 | \$0.00 | \$0.00 | \$0.00 | \$15,163.42 | \$15,163.42 | \$0.00 | \$15,163.42 |
| Totals | \$25,457,857.29 | \$9,314,049.43 | \$5,041,212.97 | \$9,551,716.12 | \$9,543,163.31 | \$29,739,246.56 | \$3,660,724.09 | \$26,077,572.47 | \$29,738,296.56 |


TOTAL INDEBTEDNESS

\$0

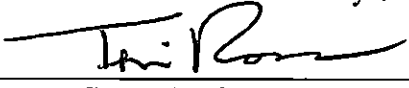
Submitted under the provisions of the Local Government Section 114.026.

THE STATE OF TEXAS)
COUNTY OF UPSHUR)


BEFORE ME, the undersigned authority, on this day personally appeared BRANDY VICK, County Treasurer of Upshur County, who being by me duly sworn, upon oath, says that the within and foregoing report is true and correct.


 _____, County Treasurer


SWORN TO AND SUBSCRIBED before me this 15TH day of FEBRUARY, 2024

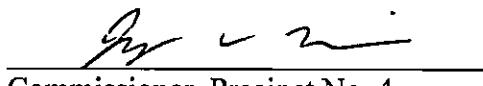
 _____, County Clerk
County Court, Upshur County, Texas


BEFORE ME, Terri Ross, County Clerk, Upshur County, Texas, on this day personally appeared TODD TEFTELLER, County Judge; GENE DOLLE, Commissioner Precinct No. 1; DUSTIN NICHOLSON, Commissioner Precinct No. 2; MICHAEL ASHLEY, Commissioner Precinct No. 3; and JAY W.MILLER, Commissioner Precinct No. 4, who, after being duly sworn by me under their oath, said they have examined the foregoing County Treasurer's Report of Upshur County, Texas, and find the same to be correct to the best of their knowledge and belief.

 _____
County Judge

 _____
Commissioner, Precinct No. 3

 _____
Commissioner, Precinct No. 1

 _____
Commissioner, Precinct No. 4

 _____
Commissioner, Precinct No. 2

SUBSCRIBED AND SWORN TO Before me, this 15TH day of FEBRUARY, A.D. 2024.

 _____
County Clerk, Upshur County, Texas

Submitted under the provision of the Local Government Code Section 114.026.

QUARTERLY TREASURER'S REPORT
 BY BRANDY VICK, COUNTY TREASURER
 OCTOBER; NOVEMBER; DECEMBER
 2023

| | Beginning Balance | Revenues | Disbursements | Transfer In | Transfer Out | Ending Balance | Demand | Investments | Total |
|-------------------|------------------------|-----------------------|-----------------------|-----------------------|-----------------------|------------------------|-----------------------|------------------------|------------------------|
| Texpool Insurance | \$1,527,161.94 | \$21,575.69 | \$0.00 | \$200,000.00 | \$0.00 | \$1,748,737.63 | \$0.00 | \$1,748,737.63 | \$1,748,737.63 |
| Texpool Permanent | \$1,132,294.90 | \$15,250.99 | \$0.00 | \$0.00 | \$15,041.01 | \$1,132,504.88 | \$0.00 | \$1,132,504.88 | \$1,132,504.88 |
| Texpool Operating | \$20,117,068.15 | \$261,192.28 | \$0.00 | \$4,400,000.00 | \$2,000,000.00 | \$22,778,260.43 | \$0.00 | \$22,778,260.43 | \$22,778,260.43 |
| Texpool Available | \$434,305.10 | \$5,752.73 | \$0.00 | \$15,041.01 | \$37,029.31 | \$418,069.53 | \$0.00 | \$418,069.53 | \$418,069.53 |
| FNB Operating | \$1,580,518.05 | \$8,652,759.87 | \$3,016,118.02 | \$2,029,682.25 | \$7,261,409.19 | \$1,985,432.96 | \$1,985,432.96 | \$0.00 | \$1,985,432.96 |
| FNB Payroll | \$6,802.54 | \$24.45 | \$1,736,843.93 | \$1,736,843.93 | \$0.00 | \$6,826.99 | \$6,826.99 | \$0.00 | \$6,826.99 |
| FNB Insurance | \$41,761.63 | \$327,650.16 | \$288,841.71 | \$1,133,118.07 | \$200,000.00 | \$1,013,688.15 | \$1,013,688.15 | \$0.00 | \$1,013,688.15 |
| FNB Available | \$4,582.36 | \$8.12 | (\$590.69) | \$37,030.86 | \$0.00 | \$42,212.03 | \$42,212.03 | \$0.00 | \$42,212.03 |
| FNB Permanent | \$6,141.75 | \$1.53 | \$0.00 | \$0.00 | \$1.55 | \$6,141.73 | \$6,141.73 | \$0.00 | \$6,141.73 |
| FNB IRC/125 | \$23,756.83 | \$6.11 | \$0.00 | \$0.00 | \$0.00 | \$23,762.94 | \$23,762.94 | \$0.00 | \$23,762.94 |
| FNB Holding | \$567,354.40 | \$141.47 | \$0.00 | \$0.00 | \$0.00 | \$567,495.87 | \$567,495.87 | \$0.00 | \$567,495.87 |
| FNB Water Grants | \$950.00 | \$29,682.25 | \$0.00 | \$0.00 | \$29,682.25 | \$950.00 | \$0.00 | \$0.00 | \$0.00 |
| FNB Unclaimed | \$15,159.64 | \$3.78 | \$0.00 | \$0.00 | \$0.00 | \$15,163.42 | \$15,163.42 | \$0.00 | \$15,163.42 |
| Totals | \$25,457,857.29 | \$9,314,049.43 | \$5,041,212.97 | \$9,551,716.12 | \$9,543,163.31 | \$29,739,246.56 | \$3,660,724.09 | \$26,077,572.47 | \$29,738,296.56 |

TOTAL INDEBTEDNESS

\$0

Submitted under the provisions of the Local Government Section 114.026.